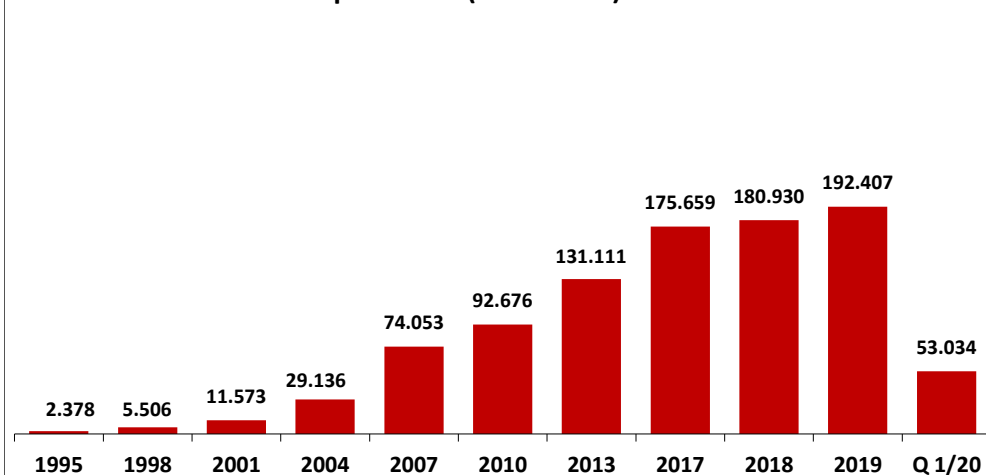


# Außenhandel Österreich - Alle Länder

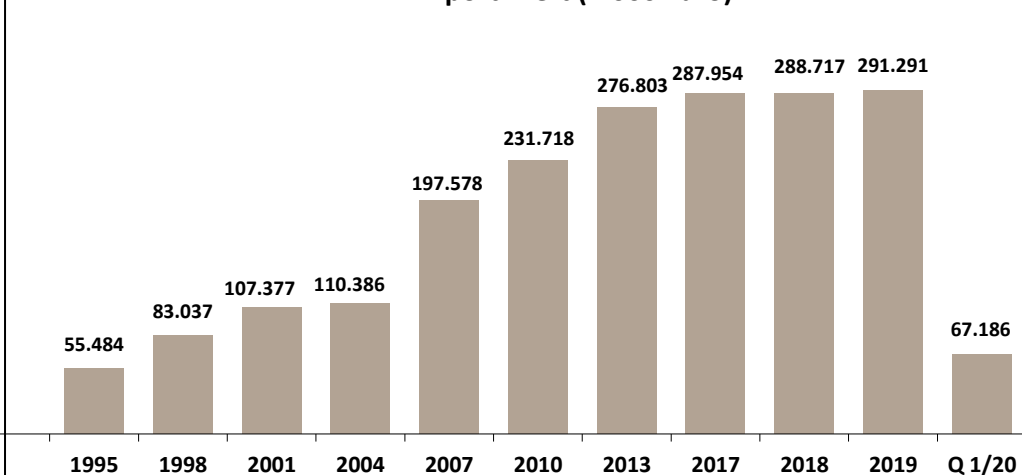
## K0207: Geflügel

	1995	1998	2001	2004	2007	2010	2013	2017	2018	2019	Q 1/20
<b>Export Wert (1.000 Euro)</b>	2.378	5.506	11.573	29.136	74.053	92.676	131.111	175.659	180.930	192.407	53.034
<b>%-Ver. Vjp*) (Export Wert)</b>	0,0%	-29,0%	5,1%	22,6%	78,3%	1,9%	8,2%	8,5%	3,0%	6,3%	13,1%
<b>Export Menge (1.000 kg)</b>	1.411	4.335	7.685	17.411	43.148	50.605	53.831	61.196	63.221	65.465	17.637
<b>Export Wert/kg</b>	1,69	1,27	1,51	1,67	1,72	1,83	2,44	2,87	2,86	2,94	3,01
<b>Import Wert (1.000 Euro)</b>	55.484	83.037	107.377	110.386	197.578	231.718	276.803	287.954	288.717	291.291	67.186
<b>%-Ver. Vjp*) (Import Wert)</b>	0,0%	1,7%	28,8%	5,3%	41,2%	9,5%	1,7%	-2,3%	0,3%	0,9%	-4,4%
<b>Import Menge (1.000 kg)</b>	20.562	31.810	35.982	41.290	70.343	97.782	98.241	104.510	102.766	108.286	25.792
<b>Import Wert/kg</b>	2,70	2,61	2,98	2,67	2,81	2,37	2,82	2,76	2,81	2,69	2,60

Export Wert (1.000 Euro)



Import Wert (1.000 Euro)



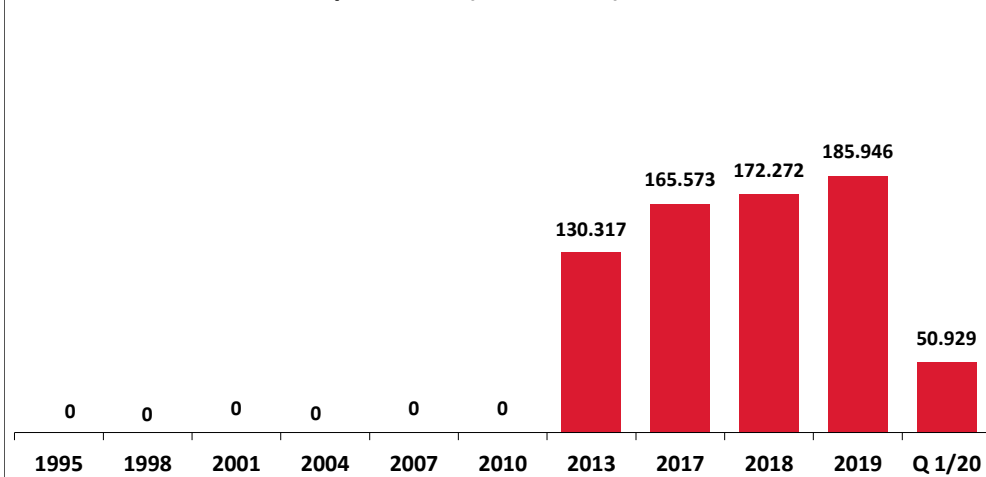
\*1) Vjp = Vorjahresperiode

# Außenhandel Österreich - EU27

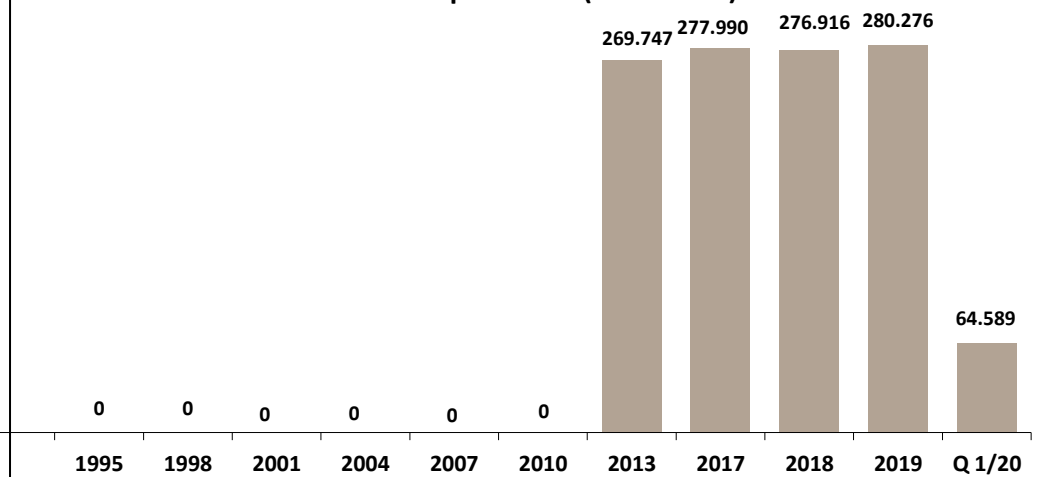
## K0207: Geflügel

	1995	1998	2001	2004	2007	2010	2013	2017	2018	2019	Q 1/20
<b>Export Wert (1.000 Euro)</b>	0	0	0	0	0	0	130.317	165.573	172.272	185.946	50.929
<b>%-Ver. Vjp*<sup>1)</sup>(Export Wert)</b>	-100,0%	-100,0%	-100,0%	-100,0%	-100,0%	-100,0%	0,0%	6,8%	4,0%	7,9%	12,5%
<b>Export Menge (1.000 kg)</b>	0	0	0	0	0	0	53.271	59.433	61.560	64.456	17.403
<b>Export Wert/kg</b>	0,00	0,00	0,00	0,00	0,00	0,00	2,45	2,79	2,80	2,88	2,93
<b>Import Wert (1.000 Euro)</b>	0	0	0	0	0	0	269.747	277.990	276.916	280.276	64.589
<b>%-Ver. Vjp*<sup>1)</sup>(Import Wert)</b>	-100,0%	-100,0%	-100,0%	-100,0%	-100,0%	-100,0%	0,0%	-2,7%	-0,4%	1,2%	-5,1%
<b>Import Menge (1.000 kg)</b>	0	0	0	0	0	0	96.256	102.205	100.260	105.586	25.163
<b>Import Wert/kg</b>	0,00	0,00	0,00	0,00	0,00	0,00	2,80	2,72	2,76	2,65	2,57

Export Wert (1.000 Euro)



Import Wert (1.000 Euro)



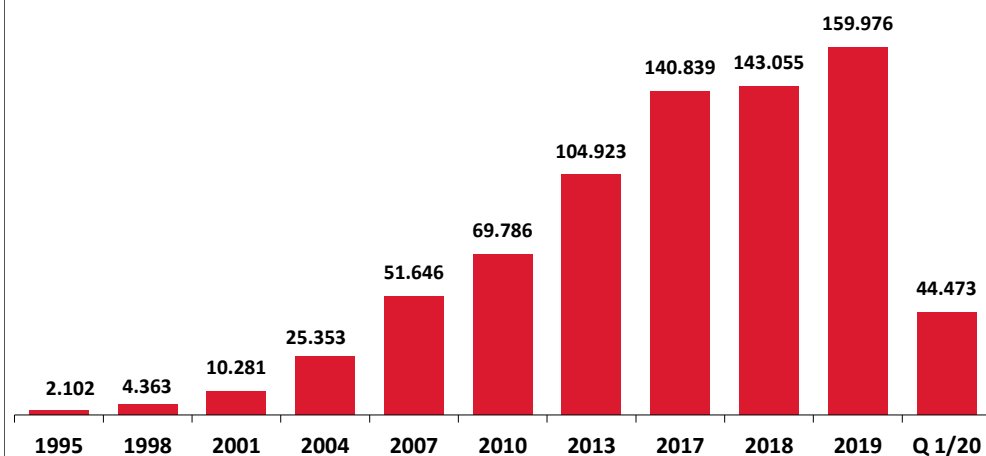
\*<sup>1)</sup> Vjp = Vorjahresperiode

# Außenhandel Österreich - EU15

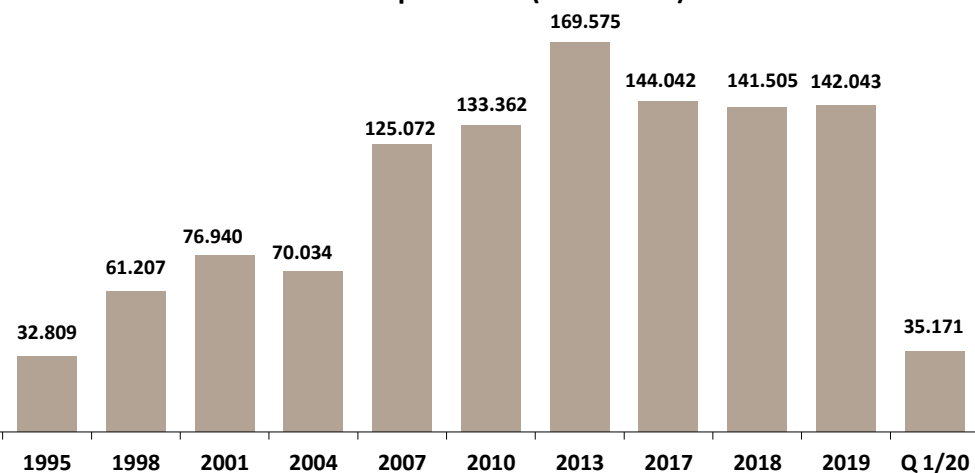
## K0207: Geflügel

	1995	1998	2001	2004	2007	2010	2013	2017	2018	2019	Q 1/20
<b>Export Wert (1.000 Euro)</b>	2.102	4.363	10.281	25.353	51.646	69.786	104.923	140.839	143.055	159.976	44.473
<b>%-Ver. Vjp*) (Export Wert)</b>	0,0%	-33,2%	1,1%	15,2%	53,3%	2,2%	14,2%	6,0%	1,6%	11,8%	13,9%
<b>Export Menge (1.000 kg)</b>	815	2.284	5.678	10.152	19.251	27.379	34.610	41.421	41.587	47.304	12.621
<b>Export Wert/kg</b>	2,58	1,91	1,81	2,50	2,68	2,55	3,03	3,40	3,44	3,38	3,52
<b>Import Wert (1.000 Euro)</b>	32.809	61.207	76.940	70.034	125.072	133.362	169.575	144.042	141.505	142.043	35.171
<b>%-Ver. Vjp*) (Import Wert)</b>	0,0%	3,5%	24,8%	3,3%	36,7%	-0,8%	1,6%	-10,0%	-1,8%	0,4%	-3,0%
<b>Import Menge (1.000 kg)</b>	11.719	23.398	25.224	26.933	45.194	47.468	51.913	46.278	47.713	44.971	10.710
<b>Import Wert/kg</b>	2,80	2,62	3,05	2,60	2,77	2,81	3,27	3,11	2,97	3,16	3,28

**Export Wert (1.000 Euro)**



**Import Wert (1.000 Euro)**



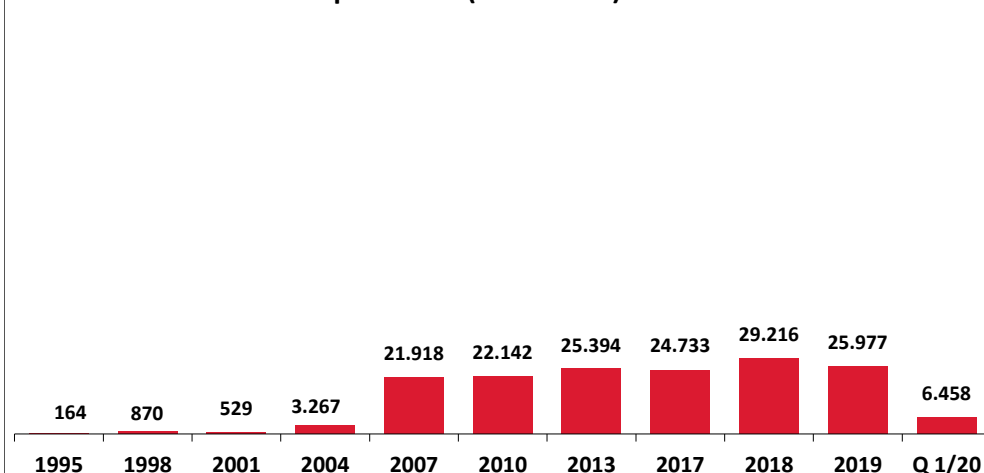
\*1) Vjp = Vorjahresperiode

# Außenhandel Österreich - EU 13

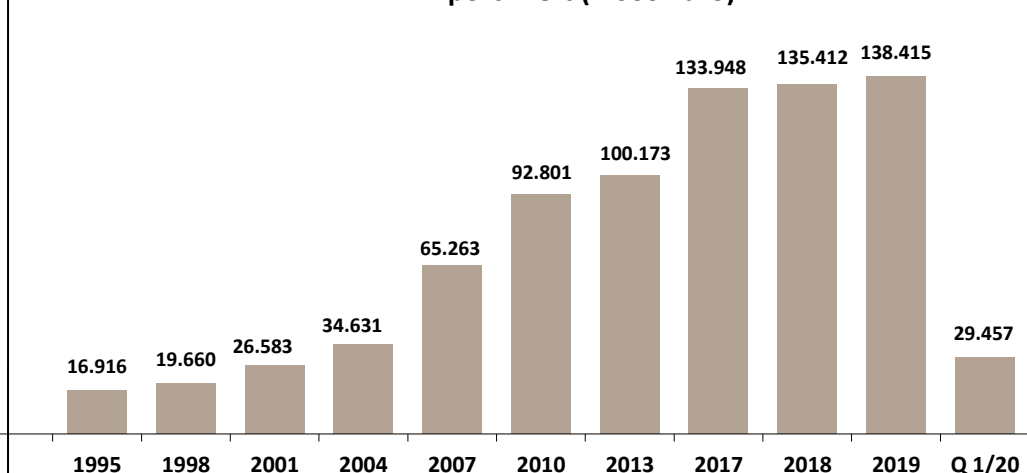
## K0207: Geflügel

	1995	1998	2001	2004	2007	2010	2013	2017	2018	2019	Q 1/20
<b>Export Wert (1.000 Euro)</b>	164	870	529	3.267	21.918	22.142	25.394	24.733	29.216	25.977	6.458
<b>%-Ver. Vjp*) (Export Wert)</b>	0,0%	34,4%	41,9%	306,1%	188,8%	-0,8%	-11,9%	11,7%	18,1%	-11,1%	3,7%
<b>Export Menge (1.000 kg)</b>	423	1.678	792	5.881	23.076	22.641	18.661	18.012	19.972	17.153	4.782
<b>Export Wert/kg</b>	0,39	0,52	0,67	0,56	0,95	0,98	1,36	1,37	1,46	1,51	1,35
<b>Import Wert (1.000 Euro)</b>	16.916	19.660	26.583	34.631	65.263	92.801	100.173	133.948	135.412	138.415	29.457
<b>%-Ver. Vjp*) (Import Wert)</b>	0,0%	9,1%	33,7%	9,6%	49,0%	26,8%	2,4%	6,6%	1,1%	2,2%	-7,5%
<b>Import Menge (1.000 kg)</b>	7.077	7.738	9.486	12.228	22.539	48.499	44.343	55.928	52.547	60.671	14.466
<b>Import Wert/kg</b>	2,39	2,54	2,80	2,83	2,90	1,91	2,26	2,40	2,58	2,28	2,04

Export Wert (1.000 Euro)



Import Wert (1.000 Euro)



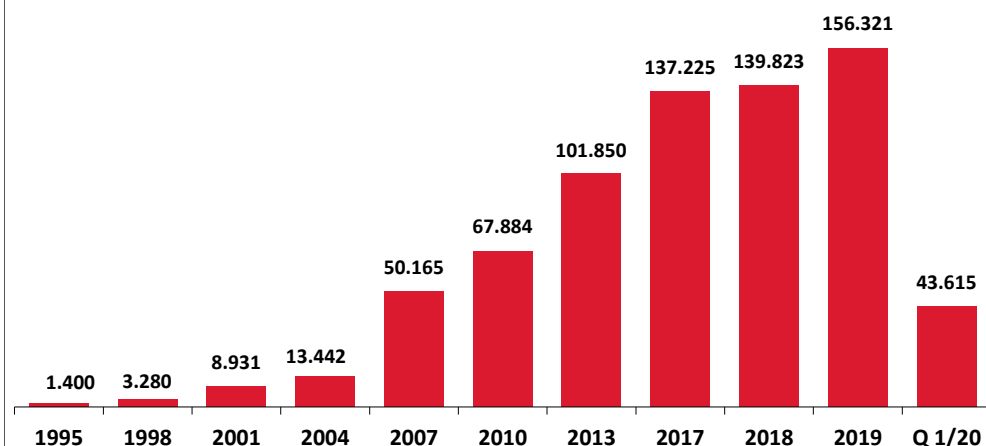
\*1) Vjp = Vorjahresperiode

# Außenhandel Österreich - Deutschland

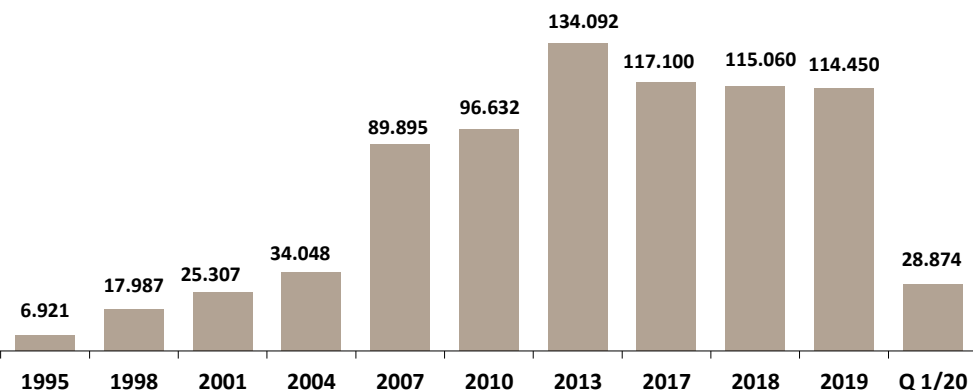
## K0207: Geflügel

	1995	1998	2001	2004	2007	2010	2013	2017	2018	2019	Q 1/20
<b>Export Wert (1.000 Euro)</b>	1.400	3.280	8.931	13.442	50.165	67.884	101.850	137.225	139.823	156.321	43.615
<b>%-Ver. Vjp*) (Export Wert)</b>	0,0%	-16,1%	18,1%	7,1%	51,5%	2,0%	13,0%	5,6%	1,9%	11,8%	13,6%
<b>Export Menge (1.000 kg)</b>	602	1.824	4.899	8.118	18.304	25.983	33.253	39.225	40.200	46.187	12.398
<b>Export Wert/kg</b>	2,33	1,80	1,82	1,66	2,74	2,61	3,06	3,50	3,48	3,38	3,52
<b>Import Wert (1.000 Euro)</b>	6.921	17.987	25.307	34.048	89.895	96.632	134.092	117.100	115.060	114.450	28.874
<b>%-Ver. Vjp*) (Import Wert)</b>	0,0%	-10,0%	28,0%	16,2%	46,6%	-2,8%	3,2%	-9,0%	-1,7%	-0,5%	-2,9%
<b>Import Menge (1.000 kg)</b>	2.519	6.977	7.522	14.082	31.495	33.067	40.274	38.372	38.874	37.247	8.808
<b>Import Wert/kg</b>	2,75	2,58	3,36	2,42	2,85	2,92	3,33	3,05	2,96	3,07	3,28

Export Wert (1.000 Euro)



Import Wert (1.000 Euro)



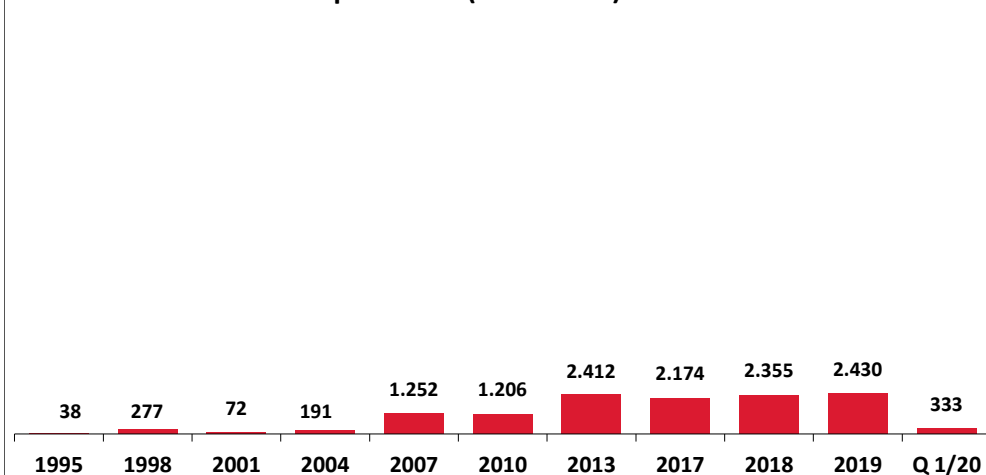
\*1 Vjp = Vorjahresperiode

# Außenhandel Österreich - Italien

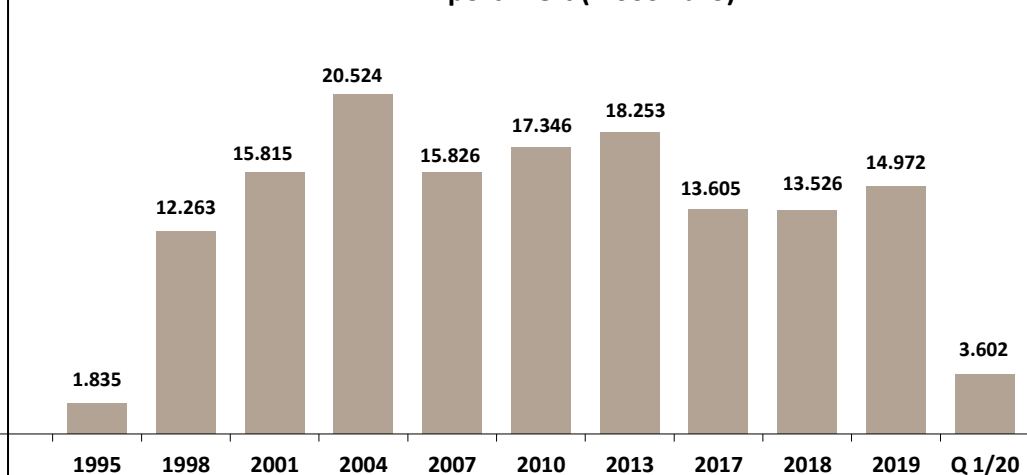
## K0207: Geflügel

	1995	1998	2001	2004	2007	2010	2013	2017	2018	2019	Q 1/20
<b>Export Wert (1.000 Euro)</b>	38	277	72	191	1.252	1.206	2.412	2.174	2.355	2.430	333
<b>%-Ver. Vjp*<sup>1)</sup>(Export Wert)</b>	0,0%	170,9%	-94,3%	69,8%	151,5%	-3,2%	107,3%	-4,5%	8,3%	3,2%	-48,6%
<b>Export Menge (1.000 kg)</b>	23	76	13	80	610	476	693	860	824	765	114
<b>Export Wert/kg</b>	1,61	3,67	5,42	2,40	2,05	2,53	3,48	2,53	2,86	3,18	2,93
<b>Import Wert (1.000 Euro)</b>	1.835	12.263	15.815	20.524	15.826	17.346	18.253	13.605	13.526	14.972	3.602
<b>%-Ver. Vjp*<sup>1)</sup>(Import Wert)</b>	0,0%	71,3%	83,5%	9,2%	4,1%	20,3%	8,4%	-3,1%	-0,6%	10,7%	-0,2%
<b>Import Menge (1.000 kg)</b>	685	4.708	4.715	6.344	5.063	5.282	4.822	3.951	5.253	4.342	1.058
<b>Import Wert/kg</b>	2,68	2,60	3,35	3,24	3,13	3,28	3,79	3,44	2,57	3,45	3,40

Export Wert (1.000 Euro)



Import Wert (1.000 Euro)



\*<sup>1)</sup> Vjp = Vorjahresperiode