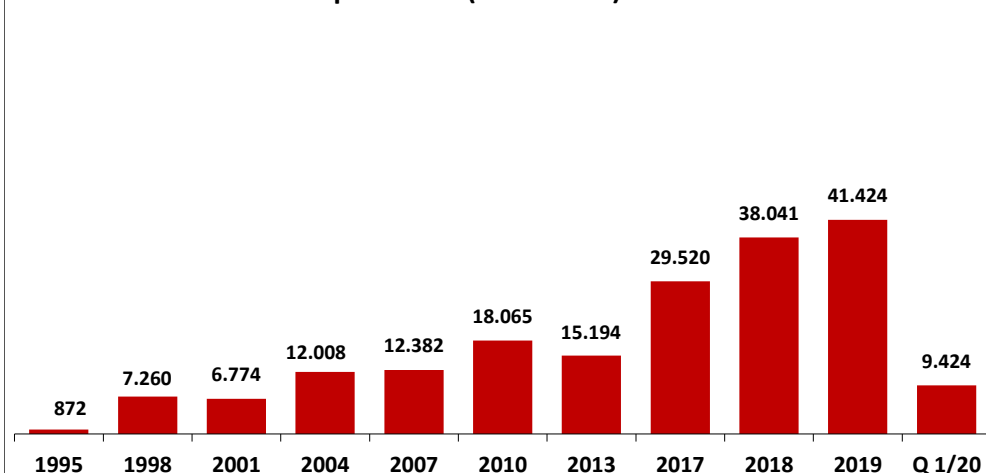


## Außenhandel Österreich - Alle Länder

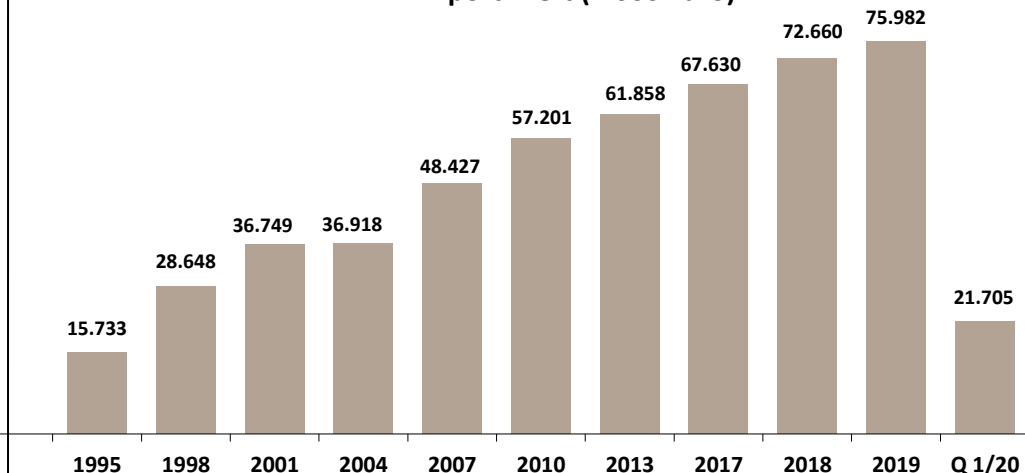
### Eier (0407+0408)

	1995	1998	2001	2004	2007	2010	2013	2017	2018	2019	Q 1/20
<b>Export Wert (1.000 Euro)</b>	872	7.260	6.774	12.008	12.382	18.065	15.194	29.520	38.041	41.424	9.424
<b>%-Ver. Vjp*) (Export Wert)</b>	0,0%	0,3%	54,1%	8,4%	78,7%	15,3%	-20,6%	28,2%	28,9%	8,9%	0,1%
<b>Export Menge (1.000 kg)</b>	479	6.134	3.520	6.015	7.594	8.826	6.889	13.896	18.673	23.449	5.208
<b>Export Wert/kg</b>	1,82	1,18	1,92	2,00	1,63	2,05	2,21	2,12	2,04	1,77	1,81
<b>Import Wert (1.000 Euro)</b>	15.733	28.648	36.749	36.918	48.427	57.201	61.858	67.630	72.660	75.982	21.705
<b>%-Ver. Vjp*) (Import Wert)</b>	0,0%	-15,5%	19,4%	-11,4%	26,4%	-1,0%	-10,9%	21,2%	7,4%	4,6%	16,7%
<b>Import Menge (1.000 kg)</b>	8.380	13.250	20.286	25.062	27.666	30.081	25.915	31.488	37.936	40.898	12.072
<b>Import Wert/kg</b>	1,88	2,16	1,81	1,47	1,75	1,90	2,39	2,15	1,92	1,86	1,80

Export Wert (1.000 Euro)



Import Wert (1.000 Euro)



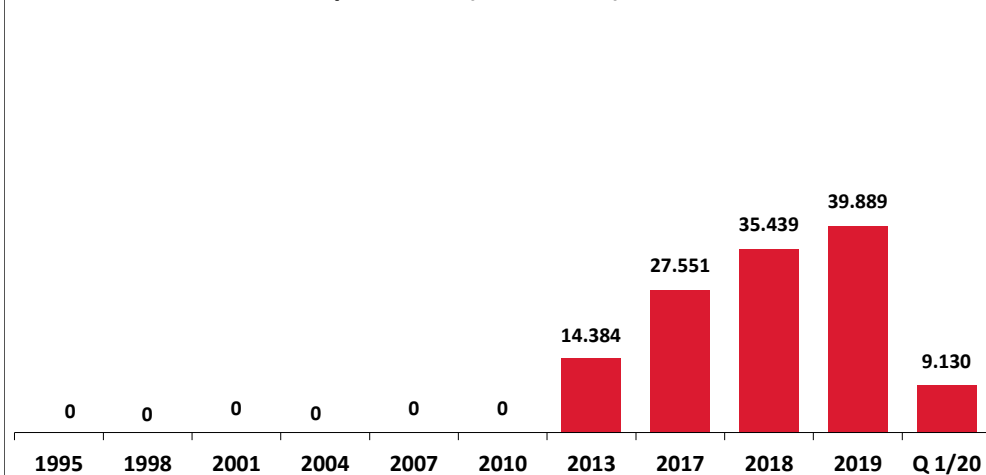
\*1) Vjp = Vorjahresperiode

# Außenhandel Österreich - EU27

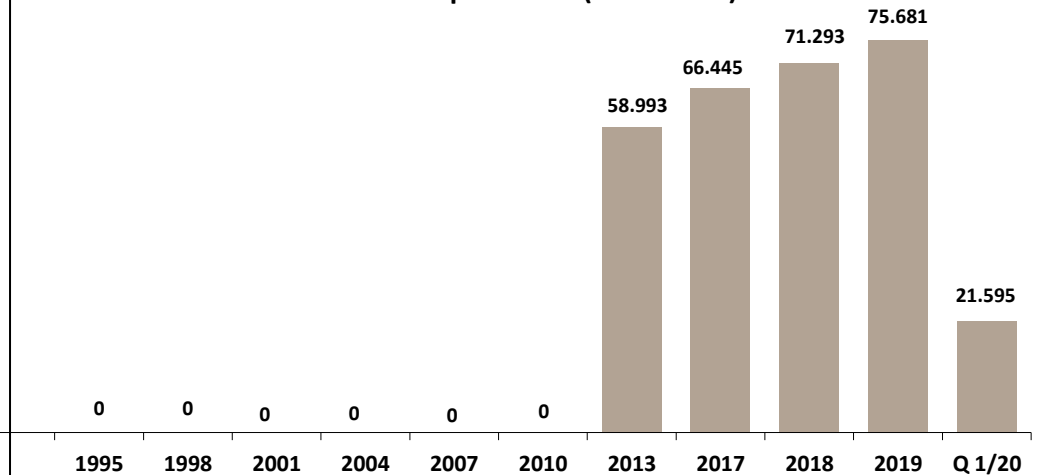
## Eier (0407+0408)

	1995	1998	2001	2004	2007	2010	2013	2017	2018	2019	Q 1/20
<b>Export Wert (1.000 Euro)</b>	0	0	0	0	0	0	14.384	27.551	35.439	39.889	9.130
<b>%-Ver. Vjp*<sup>1)</sup>(Export Wert)</b>	-100,0%	-100,0%	-100,0%	-100,0%	-100,0%	-100,0%	0,0%	32,7%	28,6%	12,6%	0,7%
<b>Export Menge (1.000 kg)</b>	0	0	0	0	0	0	6.633	13.445	17.863	23.024	5.112
<b>Export Wert/kg</b>	0,00	0,00	0,00	0,00	0,00	0,00	2,17	2,05	1,98	1,73	1,79
<b>Import Wert (1.000 Euro)</b>	0	0	0	0	0	0	58.993	66.445	71.293	75.681	21.595
<b>%-Ver. Vjp*<sup>1)</sup>(Import Wert)</b>	-100,0%	-100,0%	-100,0%	-100,0%	-100,0%	-100,0%	0,0%	20,7%	7,3%	6,2%	16,7%
<b>Import Menge (1.000 kg)</b>	0	0	0	0	0	0	25.317	31.191	37.715	40.834	12.044
<b>Import Wert/kg</b>	0,00	0,00	0,00	0,00	0,00	0,00	2,33	2,13	1,89	1,85	1,79

Export Wert (1.000 Euro)



Import Wert (1.000 Euro)



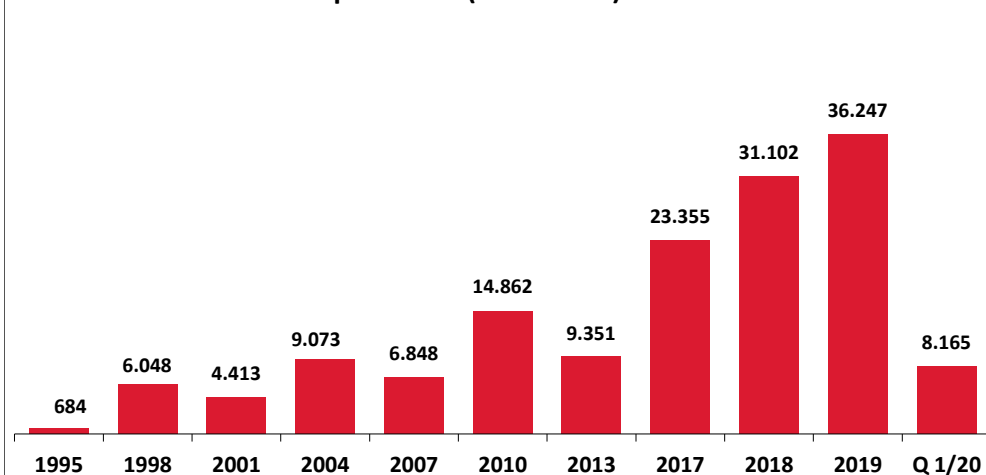
\*<sup>1)</sup> Vjp = Vorjahresperiode

# Außenhandel Österreich - EU15

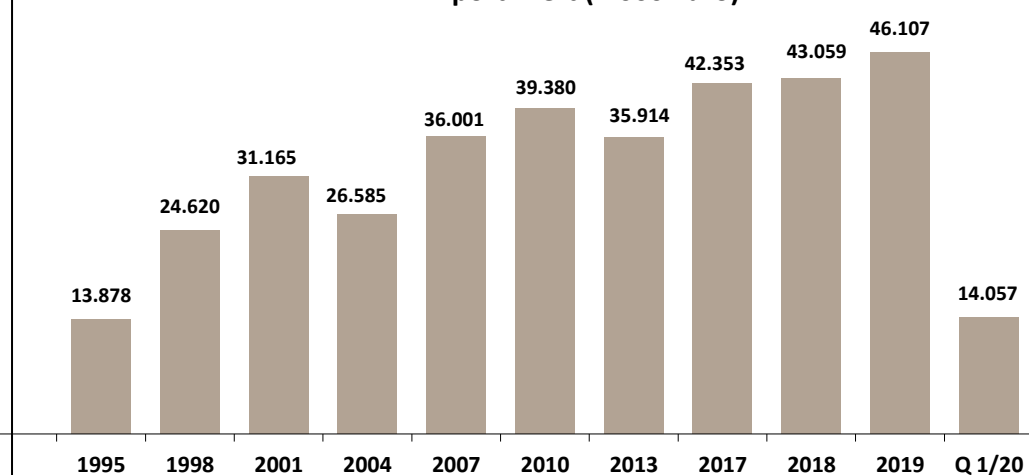
## Eier (0407+0408)

	1995	1998	2001	2004	2007	2010	2013	2017	2018	2019	Q 1/20
<b>Export Wert (1.000 Euro)</b>	684	6.048	4.413	9.073	6.848	14.862	9.351	23.355	31.102	36.247	8.165
<b>%-Ver. Vjp*) (Export Wert)</b>	0,0%	4,1%	23,8%	0,2%	30,6%	23,0%	-25,9%	33,2%	33,2%	16,5%	1,7%
<b>Export Menge (1.000 kg)</b>	379	5.784	2.296	4.003	4.659	7.453	4.198	11.713	16.139	21.453	4.762
<b>Export Wert/kg</b>	1,80	1,05	1,92	2,27	1,47	1,99	2,23	1,99	1,93	1,69	1,71
<b>Import Wert (1.000 Euro)</b>	13.878	24.620	31.165	26.585	36.001	39.380	35.914	42.353	43.059	46.107	14.057
<b>%-Ver. Vjp*) (Import Wert)</b>	0,0%	-18,3%	17,3%	-12,7%	14,8%	-12,1%	-22,3%	25,7%	1,7%	7,1%	26,1%
<b>Import Menge (1.000 kg)</b>	7.859	11.923	18.821	20.098	20.689	22.006	15.920	21.777	23.081	25.544	7.364
<b>Import Wert/kg</b>	1,77	2,06	1,66	1,32	1,74	1,79	2,26	1,94	1,87	1,81	1,91

Export Wert (1.000 Euro)



Import Wert (1.000 Euro)



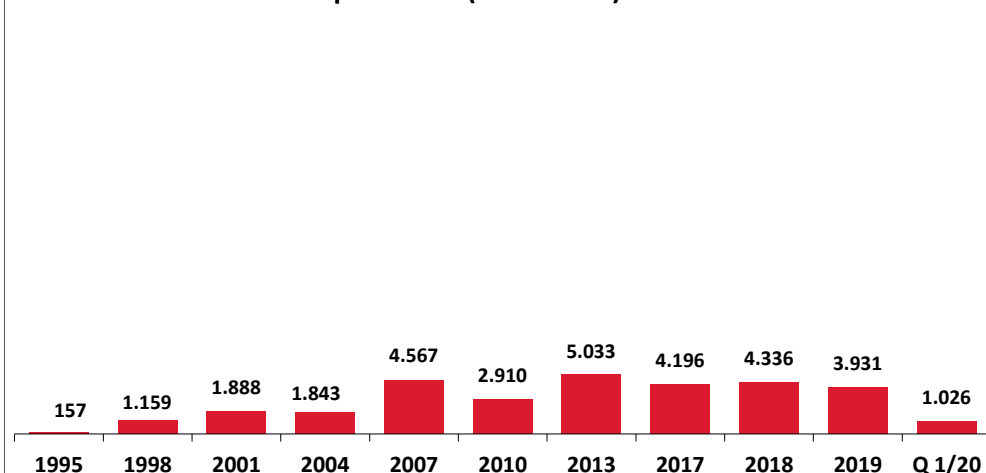
\*) Vjp = Vorjahresperiode

# Außenhandel Österreich - EU 13

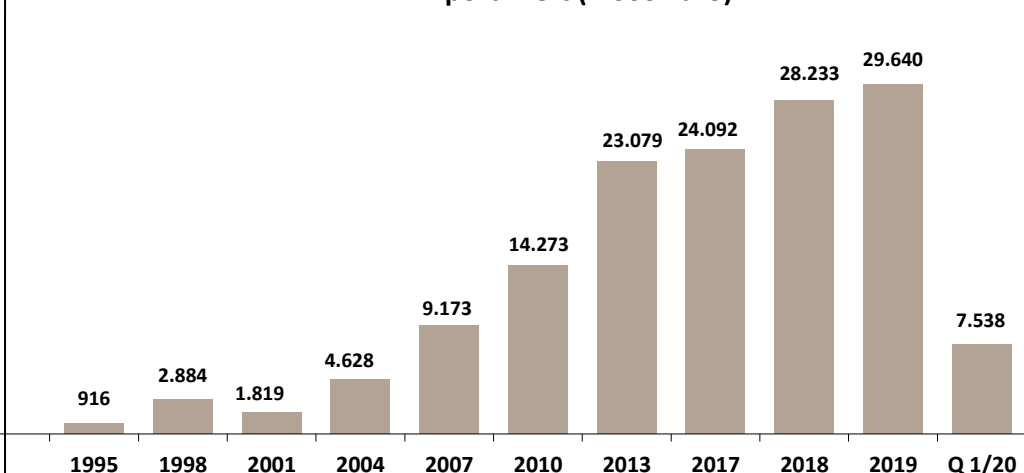
## Eier (0407+0408)

	1995	1998	2001	2004	2007	2010	2013	2017	2018	2019	Q 1/20
<b>Export Wert (1.000 Euro)</b>	157	1.159	1.888	1.843	4.567	2.910	5.033	4.196	4.336	3.931	1.026
<b>%-Ver. Vjp*) (Export Wert)</b>	0,0%	9,3%	182,6%	338,7%	224,0%	-2,1%	-10,3%	30,1%	3,3%	-9,3%	-10,7%
<b>Export Menge (1.000 kg)</b>	83	331	954	1.547	2.625	1.294	2.435	1.732	1.724	1.624	361
<b>Export Wert/kg</b>	1,89	3,50	1,98	1,19	1,74	2,25	2,07	2,42	2,52	2,42	2,84
<b>Import Wert (1.000 Euro)</b>	916	2.884	1.819	4.628	9.173	14.273	23.079	24.092	28.233	29.640	7.538
<b>%-Ver. Vjp*) (Import Wert)</b>	0,0%	27,1%	-14,3%	-32,1%	113,3%	57,7%	16,4%	12,7%	17,2%	5,0%	2,5%
<b>Import Menge (1.000 kg)</b>	366	1.085	735	3.805	6.166	7.046	9.397	9.414	14.635	15.304	4.680
<b>Import Wert/kg</b>	2,50	2,66	2,48	1,22	1,49	2,03	2,46	2,56	1,93	1,94	1,61

Export Wert (1.000 Euro)



Import Wert (1.000 Euro)



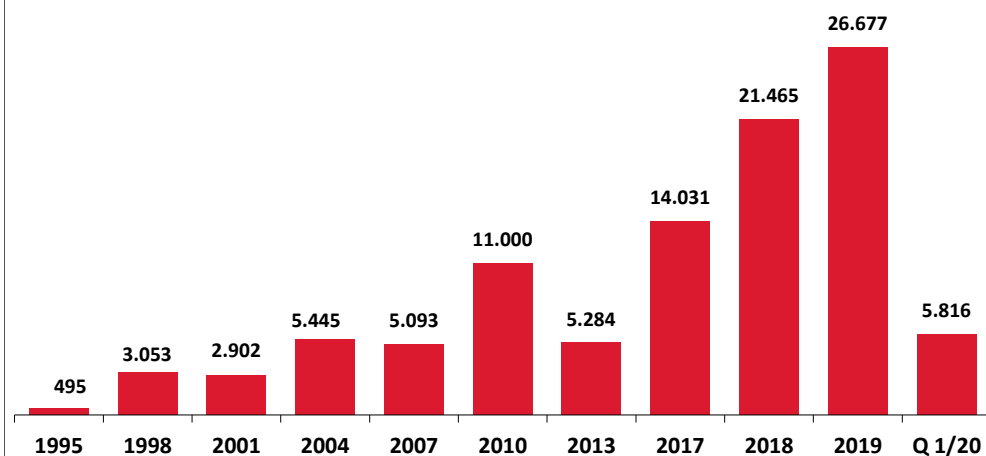
\*1) Vjp = Vorjahresperiode

# Außenhandel Österreich - Deutschland

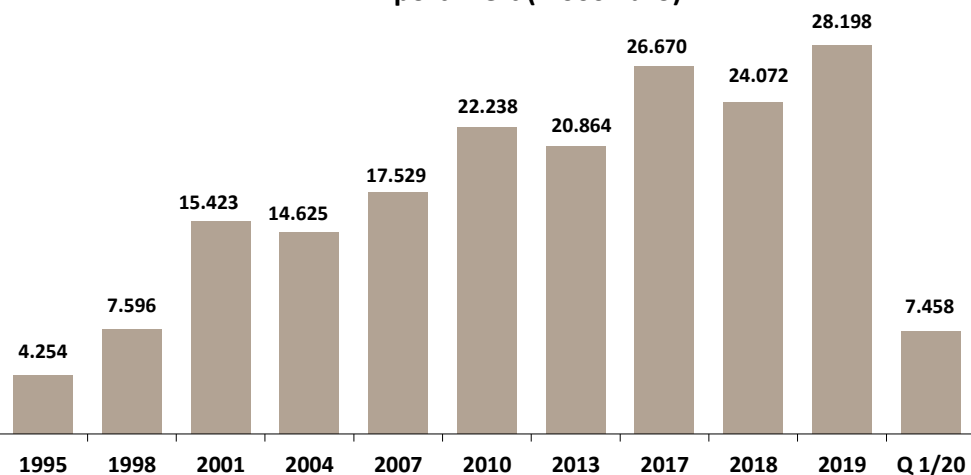
## Eier (0407+0408)

	1995	1998	2001	2004	2007	2010	2013	2017	2018	2019	Q 1/20
<b>Export Wert (1.000 Euro)</b>	495	3.053	2.902	5.445	5.093	11.000	5.284	14.031	21.465	26.677	5.816
<b>%-Ver. Vjp*) (Export Wert)</b>	0,0%	1,3%	94,3%	-29,0%	34,3%	16,7%	-44,2%	45,3%	53,0%	24,3%	-2,3%
<b>Export Menge (1.000 kg)</b>	286	2.616	1.813	2.765	3.932	6.322	2.787	6.676	11.601	16.995	3.871
<b>Export Wert/kg</b>	1,73	1,17	1,60	1,97	1,30	1,74	1,90	2,10	1,85	1,57	1,50
<b>Import Wert (1.000 Euro)</b>	4.254	7.596	15.423	14.625	17.529	22.238	20.864	26.670	24.072	28.198	7.458
<b>%-Ver. Vjp*) (Import Wert)</b>	0,0%	-10,4%	17,5%	-4,8%	-1,1%	-0,5%	-2,4%	27,3%	-9,7%	17,1%	21,0%
<b>Import Menge (1.000 kg)</b>	3.766	4.342	10.703	12.662	12.372	12.712	11.180	14.452	14.263	15.684	4.140
<b>Import Wert/kg</b>	1,13	1,75	1,44	1,16	1,42	1,75	1,87	1,85	1,69	1,80	1,80

Export Wert (1.000 Euro)



Import Wert (1.000 Euro)



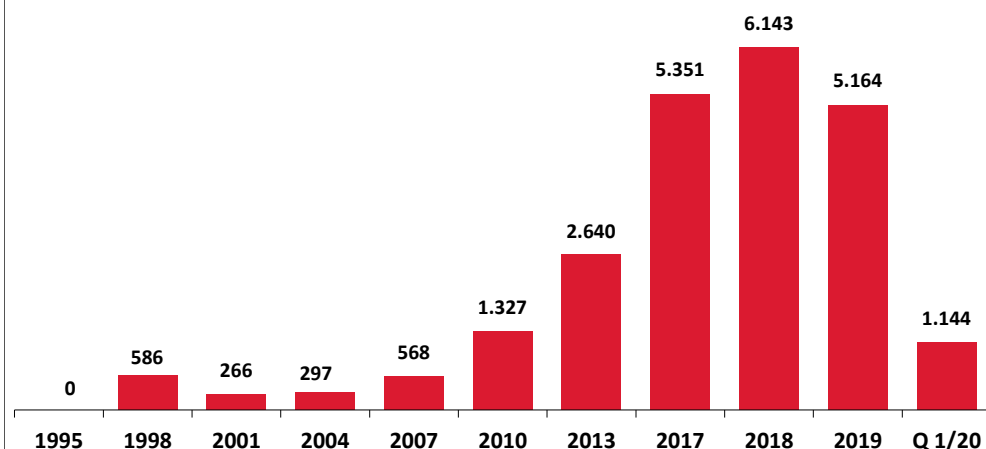
\*1) Vjp = Vorjahresperiode

## Außenhandel Österreich - Italien

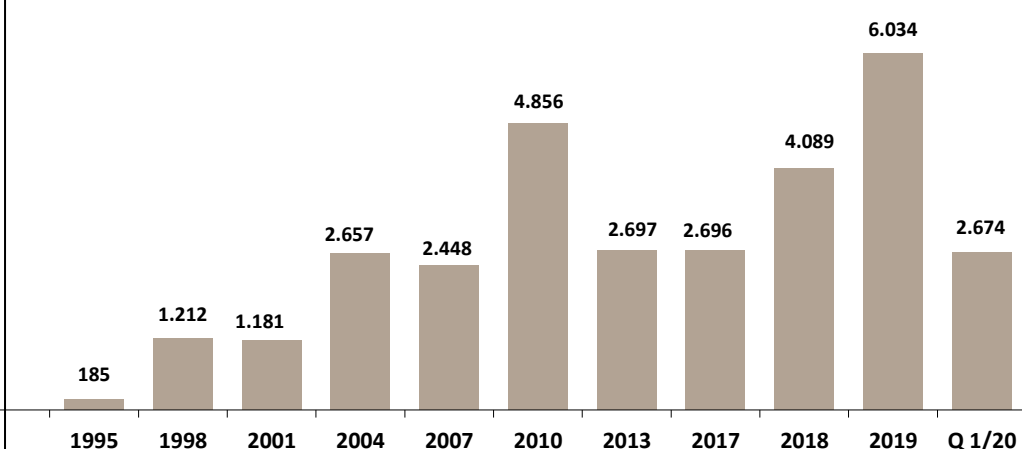
### Eier (0407+0408)

	1995	1998	2001	2004	2007	2010	2013	2017	2018	2019	Q 1/20
<b>Export Wert (1.000 Euro)</b>	0	586	266	297	568	1.327	2.640	5.351	6.143	5.164	1.144
<b>%-Ver. Vjp*) (Export Wert)</b>	0,0%	6,3%	-37,5%	-41,6%	51,0%	123,8%	104,7%	23,3%	14,8%	-15,9%	-5,1%
<b>Export Menge (1.000 kg)</b>	0	185	78	132	307	393	1.002	3.799	3.655	3.399	606
<b>Export Wert/kg</b>	0,00	3,17	3,39	2,24	1,85	3,38	2,63	1,41	1,68	1,52	1,89
<b>Import Wert (1.000 Euro)</b>	185	1.212	1.181	2.657	2.448	4.856	2.697	2.696	4.089	6.034	2.674
<b>%-Ver. Vjp*) (Import Wert)</b>	0,0%	-43,1%	78,3%	-39,1%	-12,6%	-1,1%	-55,4%	43,7%	51,7%	47,6%	80,7%
<b>Import Menge (1.000 kg)</b>	77	335	806	2.185	2.201	3.145	977	499	1.090	2.659	637
<b>Import Wert/kg</b>	2,40	3,62	1,46	1,22	1,11	1,54	2,76	5,40	3,75	2,27	4,20

Export Wert (1.000 Euro)



Import Wert (1.000 Euro)



\*1 Vjp = Vorjahresperiode